

NEW - advanced search for numerous patterns over multiple databases*)



KEEP TRACK OF THE ORIGINAL SOURCES


ALLTHATSTATS

This internet platform provides direct access to

- +65,000 databases
- +1,000 million time series

World Bank, UNIDO, IMF, OECD, ECB, EUROSTAT

*) Boost your time series retrieval to the next level by AllThatStats' Massive Data Analysis. Start an automated search for numerous patterns over +100 million time series e.g. to find more recent figures or more complete/longer data histories. Get inspired: come up with new breathtaking ideas and fundamental scientific insights.




ALLTHATSTATS.COM

This product information can be downloaded at

www.dsidata.com (in English)

www.statistischesdaten.de (in German)



ALLTHATSTATS.COM

TABLE OF CONTENTS

INTRODUCTION

SOURCES

- SUMMARY
- IN DETAIL

DATA ACCESS/RETRIEVAL

- KEYWORD SEARCH
- HIERARCHICAL SEARCH
- SEARCH BY DATABASE
- FILTER/SEARCH ON DATABASE LEVEL
- **NEW** – MASSIVE DATA ANALYSIS: AUTOMATED SEARCH FOR DATA PATTERNS

DATA PROCESSING

- DATA PRESENTATION
- EXPORT/SHARE
- PUBLISHER
- AD-HOC ANALYSIS
- **NEW:** WATCH LIST

NEW: UPDATE NOTIFICATIONS

SUPPORT

COMMUNICATING STATISTICS


NEW: MY ACCOUNT

APPS COLLECTION

NEW: AMAZON ALEXA

LICENCES

CONTACT



ALLTHATSTATS.COM


INTRO

The statistics platform

AllThatStats provides direct access to approx. 65,000 databases with around 1,000 million time series from official sources. Regularly updated it's an unique repository of the world's most important statistical data collections.

AllThatStats comes with

- extra fast retrieval tools (keyword search, hierarchical search, search by database)
- powerful filter tools, supporting your selection work on database level
- completed by Massive Data Analysis for running automated mass regressions within seconds (e.g. to identify highly correlated series)
- editable table and chart views
- export functionalities
- tools for ad-hoc time series analyses
- automated update notifications on database level
- extensive online support by the implemented help centre
- personalised watch lists for storing your retrieval work in reports -> recallable whenever updates are available and prepared to be implemented into automated work flows (e.g. linking an ATS report file to your Excel application to update your data sheets/presentations automatically upon start)
- AllThatStatsNOW, the personalised cross-platform data access for communicating statistics directly via Twitter, Facebook or WhatsApp (extract statistical facts on the fly and share them in your social networks)
- AllThatStats Apps and Skills
- My Account, your personal dashboard to manage/access your work (AllThatStats watch list -> your reports, AllThatStatsNOW -> your sheets)




ALLTHATSTATS.COM

SOURCES

ALLTHATSTATS provides access to the official statistics of

- international organisations such as the World Bank, the UN, the IMF, the OECD, the WTO, the FAO and the European Union
- central banks such as the FED, Deutsche Bundesbank and ECB
- the German Statistical Office
- supplemented by unique data collections focused on the World's environmental situation and the Intra- and Extra-EU trade induced carbon dioxide emissions (measured for 10,000 commodities according to the 8-digit level of the Combined Nomenclature)



ALLTHATSTATS.COM

SOURCES IN DETAIL

WORLD BANK

World Development Indicators

economic policy and debt, education, environment, financial sector, private sector, trade, public sector, infrastructure, labour and social protection, poverty, health

Gender Statistics

latest sex disaggregated data and gender statistics covering demography, education, health, access to economic opportunities, public life and decision-making, and agency

Global Development Finance

balance of payments, external debt, national accounts, official development assistance

Global Economic Monitor


monetary aggregates, interest rates, exchange rates, prices, commodity prices, gross domestic product, trade, industrial production

Joined External Debt Statistics

loans and other credits, debt securities, supplementary information

Africa Development Indicators

economic policy & debt, financial sector, private sector & trade, public sector, infrastructure, labour & social protection, poverty, health, education, environment




ALLTHATSTATS.COM

SOURCES IN DETAIL

WORLD TRADE ORGANISATION

Statistics on Trade in Value Added

- 00 Gross exports
- 01 ..Direct domestic industry value added content of gross exports
- 02 ..Indirect domestic content of gross exports (originating from domestic intermediates)
- 03 ..Re-imported domestic value added content of gross exports
- 04 ..Foreign value added content of gross exports
- 05 Gross exports as a % of GDP (total value added)
- 06 Gross imports
- 07 Gross imports as a % of GDP (total value added)
- 08 Gross trade surplus
- 09 Gross trade surplus as a % of GDP (total value added)
- 10 Re-exported intermediates as a % of total intermediate imports
- 11 Domestic value added embodied in gross exports
- 12 Foreign value added embodied in gross imports
- 13 Value Added Export Ratio - total domestic value added share of gross exports, %
- 14 Direct domestic industry value added share of gross exports
- 15 Indirect domestic share of gross exports (originating from domestic intermediates)
- 16 Re-imported domestic value added share of gross exports
- 17 Foreign value added share of gross exports
- 18 Domestic value added embodied in foreign final demand
- 19 Domestic value added embodied in foreign final demand - partner shares, % of total domestic value added embodied in foreign final demand
- 20 Domestic value added embodied in foreign final demand as a % of GDP (total value added)
- 21 Foreign value added embodied in domestic final demand
- 22 Foreign value added embodied in domestic final demand - partner shares, % of total foreign value added in domestic final demand
- 23 Foreign value added embodied in domestic final demand as a % of GDP (total value added)
- 24 Value added in final demand, surplus
- 25 Value added in final demand, surplus as a % of GDP (total value added)
- 26 Difference in trade surplus (value added in final demand minus gross trade)
- 27 Export Ratio - Domestic value added in final demand
- 28 Direct domestic service industry value added content of gross exports
- 29 Indirect domestic services content of gross exports (originating from domestic intermediates)
- 30 Re-imported domestic services value added content of gross exports
- 31 Foreign services value added content of gross exports
- 32 Services value added embodied in gross exports by source country, as % of gross exports
- 33 Services value added embodied in foreign final demand
- 34 Revealed comparative advantage based on gross exports, manufacturing goods
- 35 Revealed comparative advantage based on domestic value added embodied in gross exports, manufacturing goods



ALLTHATSTATS.COM

SOURCES IN DETAIL

INTERNATIONAL MONETARY FUND

International Financial Statistics


exchange rates,
IMF accounts,
international liquidity,
monetary data based on the
Standardized Report Forms
(SRFs),
monetary data not based on
the SRFs,
treasury securities by holders
(U.S.),
interest rates,
prices,
production,
production by sector,
labour,

international transactions,
balance of payments,
international investment
position,
government finance,
national accounts,
population,
national definitions of money

World Economic Outlook

national accounts,
monetary survey,
trade,
people,
government finance,
balance of payments,

external debt,
commodity prices,
energy,
food,
agricultural raw materials,
metals



ALLTHATSTATS.COM

SOURCES IN DETAIL

UNIDO

Industry Statistics (2-, 3- and 4-digit level of ISIC)

number of establishments,
employment/number of
employees and persons
engaged,
wages and salaries (at
current prices) paid to
employees,
output (at current prices; in
factor values, producers'
prices and valuation not
defined),
value added (at current
prices; in factor values,
producers' prices and


valuation not defined),
gross fixed capital formation,
number of female employees,
index numbers of industrial
production

Industry Balance Statistics (4-digit level of ISIC)

domestic output,
imports from world,
exports to world,
apparent consumption,
imports from developing
countries,

imports from developed
countries,
exports to developing
countries,
exports to developed
countries

Country Overviews



ALLTHATSTATS.COM

SOURCES IN DETAIL

DSI

Global Economic Statistics

national accounts,
prices,
labour,
population,
monetary aggregates,

interest rates,
government finance,
Krugman's multiplier:
leverage effect of public
deficit spendings

Global Environmental Statistics

elementary resources: atmosphere, climate emissions,
water, soil;

natural resources: food, agriculture, farming, fishery, forestry,
biodiversity;

mineral resources: recoverable coal, crude oil reserves,
natural gas reserves, uranium reserves;

energy consumption: coal, natural gas, oil, charcoal,
biomass, wood, wastes;

human resources: population, education, skills;


social conditions: health, sanitation, poverty, natural
disasters (losses);

waste: hazardous wastes, other, export, import;

economic core indicators: gdp, industrial production, trade,
exchange rates

Intra- Extra- EU Trade Carbon Footprint

supplementing Intra- Extra- EU Trade database by trade
induced carbon dioxide emissions for up to 10,000
products and differentiated by transport modes



ALLTHATSTATS.COM

SOURCES IN DETAIL

OECD PART I

Economic Outlook Statistics and Projections

„flash file“,
external sectors (trade and
payments),
government accounts,
expenditure and gdp,
supply block,

household sector accounts,
prices and deflators,
ready-made growth rates,
labour markets,
monetary data,
oil and commodities

Main Economic Indicators


Leading Indicators OECD
Production
Sales
Orders
Work
Short term statistics
Business tendency surveys
Consumer opinion surveys
Labour Force
Labour - other labour market
measures
Hours
Labour Compensation
Unit Labour Costs: Early Estimate of
Quarterly ULC indicators
Producer Prices Index
Wholesale prices

Consumer Price Index
Other prices: Cost of Construction
Monetary aggregates and their
components
Interest Rates
Share Prices
Currency Conversions
International Trade
Balance of Payments
Balance of Payments BPM6
National Accounts

National Accounts of OECD Countries

Central Government Debt

Employment and Labour Market Statistics



ALLTHATSTATS.COM

SOURCES IN DETAIL

OECD PART II

- **OECD Health Data**
health status/care, social protection, pharmaceutical market, non-medical determinants
- **Tax Statistics**
revenue statistics, taxing wages, taxes and benefits
- **International Direct Investment Statistics**
- **Science, Technology and R&D Statistics**
OECD Research and Development Statistics, Main Science & Technology Statistics
- **OECD Structural Analysis Statistics (STAN)**
- **Quarterly International Trade Statistics**
- **Monthly Statistics of International Trade Statistics**
- **International Trade by Commodity Statistics (HS88, HS96, SITC Rev.2)**
- **Historical statistics and ceased data collections**



ALLTHATSTATS.COM

SOURCES IN DETAIL

EUROSTAT

Main Tables

macroeconomic imbalance
procedure scoreboard,
short-term indicators,
Europe.2020 indicators,
sustainable development,
globalisation indicators,
structural indicators,
employment and social
policy indicators,
general and regional
statistics,

economy and finance,
population and social
conditions,
industry trade and services,
agriculture forestry and
fisheries,
external trade,
transport,
environment and energy,
science and technology

NewCronos

general statistics,
economy and finance,
population and social
conditions,
industry,

information survey,
trade and services (tourism),
external trade,
transport,
energy


- + EU Regions Statistics (REGIO)
- + Agriculture, Forestry and Fisheries

Production Statistics EUROPROMS

product data by value and quantity:
sold production, imports, exports, consumption

Intra- Extra- EU Trade Statistics (Comext)

trade data for up to 10,000 products: import and export by
value, quantity and prices for trade between EU Members
and EU Member states and their up to 200 partner countries
worldwide



ALLTHATSTATS.COM

Annual Macroeconomic Database (AMECO)


DG ECFIN, European Commission's Directorate General for Economic and Financial Affairs:

SOURCES IN DETAIL

EUROPEAN COMMISSION

Population and employment,
consumption,
capital formation and saving,
domestic and final demand,
national income,
domestic product,
gdp (income approach),
capital stock,
exports and imports of goods
and services,
balances with the rest of the
world,
foreign trade,
national accounts and branch of
activity,
monetary variables,
corporations,

households and npish,
general government,
cyclical adjustment of public
finance variables,
gross public debt




ALLTHATSTATS.COM

SOURCES IN DETAIL

EUROPEAN CENTRAL BANK

“Balance of Payments,
I.I.P. and Reserve Assets
Statistics”,
Balance Sheet Items,
Bank Lending Survey Statistics,
Banking Structural Statistical
Indicators,
Banknotes Statistics,
Central Counterparty Clearing
Statistics,
Commercial property price
statistics,
Dealogic,
Derived Data,
ESA95 National Accounts,
Eurostat Balance of Payments,
Exchange Rates,
External Trade,
Financial market data (not related
to foreign exchange),
Financial Vehicle Corporation ,
Assets and Liabilities,
Forecast,
Government Statistics,
Indicators of Financial Integration,
Indices of Consumer Prices,
Interest Rate Statistics (2004 EU
Member States & ACCBs),
Internal Eonia Rate,
Internal Liquidity Management,
Investment Funds,
Large Insurance Group Statistics,

MFI - List of monetary,
Financial institutions,
MFI Interest Rate Statistics, Money
Market Survey,
Other Financial Intermediaries,
“Overall, Import, Export and
Double Export Weights Statistics”,
Payment and Settlement Systems,
Real Time Database (context of
Euro Area Business Cycle
Network),
Residential Property Price
Indicators,
Retail Interest Rates,
Risk Assessment Indicators,
Securities,
Securities Exchange (trading)
Statistics,
Securities Holding Statistics,
Securities Settlement Statistics,
Short-Term European Paper
Statistics (STEP),
Short-Term Statistics,
Statistics on Consolidated Banking
Data,
Survey on the Access to Finance of
Small and Medium Enterprises,
Target Balances




ALLTHATSTATS.COM

SOURCES IN DETAIL

US SOURCES: FED

- US Short-Term Macro-Economic Indicators
 - Money, Banking and Finance
 - National Accounts
 - Population, Employment and Labour Markets
 - Production and Business Activity
 - Prices
 - International Data
 - U.S. Regional Data
 - Academic Data




ALLTHATSTATS.COM

SOURCES IN DETAIL

US SOURCES: AGENCIES

- US Main Economic Indicators
 - Summary Tables
 - National Accounts
 - Prices
 - Industrial Production
 - Labour Market Indicators
 - External Economic Relations
 - Globalisation Indicators




ALLTHATSTATS.COM

SOURCES IN DETAIL

GERMAN CENTRAL BANK

German Central Bank Statistics

- External sector
 - Banks and other financial institutions
 - Enterprises and households
 - Euro-area aggregates
 - Financial stability
 - Money and capital markets
 - Macroeconomic accounting systems
 - IMF related data
 - Public finances in Germany
-
- German Central Bank's „Time series database“ (historical data)




ALLTHATSTATS.COM

SOURCES IN DETAIL

GERMAN STATISTICAL OFFICE

area,
population,
elections,
employment,
education and
culture,
health care system,
social security
contributions,
administration of
justice,
buildings and
housing,
land development,
agriculture,
forestry and fisheries,
business production,

mining/
manufacturing,
construction and
dwellings,
trade and industry,
tourism,
traffic and
communication,
foreign trade,
prices,
public finance,
national accounts




ALLTHATSTATS.COM

DATA ACCESS

IDENTIFY THE CORRECT TIME SERIES THAT FIT YOUR NEEDS WITH THE POWER OF ALLTHATSTATS

AllThatStats provides extra fast and comfortable retrieval tools:

- Keyword search
- Hierarchical search
- Search by database



ALLTHATSTATS.COM

DATA ACCESS

KEYWORD SEARCH


ALLTHATSTATS has been optimised for fast data retrieval at any level of work.

At the top of each page, ALLTHATSTATS provides the possibility to define a query and to start a simultaneous search through all sources by keywords.

Search terms without any prefix are interpreted as „and“ search.

Other operators in keyword search:

- „OR“ for „or search“
- „-“ for „not“
- „?“ wildcard for a single character
- „*“ wildcard for one or more characters



ALLTHATSTATS.COM

DATA ACCESS

HIERARCHICAL SEARCH/ SEARCH BY DATABASE

HIERARCHICAL SEARCH

The ALLTHATSTATS homepage is also the home of the main search tree: it controls direct access to all sources by hierarchical breakdown, e.g.:

- OECD
 - Economic Indicators
 - Main Economic Indicators

ALLTHATSTATS loads the entire database finally selected - here: Main Economic Indicators - into its database section for further action.

SEARCH BY DATABASE

ALLTHATSTATS' „Help centre“ provides a detailed documentation referring to the sources and databases:

- check for the source
- check for the database



ALLTHATSTATS.COM

DATA ACCESS

FILTER/SEARCH ON DATABASE LEVEL

On database, level ALLTHATSTATS presents the entire database previously selected.


At this stage, a powerful filter tool helps identify the series requested:

The underlying official classification plan has been empowered to scan the database classification plan and check for relevant filter branches, e.g.:

OECD's Main Economic Indicators

- Location
 - Australia
 - ...
- Subject
 - Leading indicators OECD
 - ...
- Measure
 - Level, rate or national currency
 - ...

additionally supported by a local keyword search.



ALLTHATSTATS.COM

DATA ACCESS

MASSIVE DATA ANALYSIS

TIME SERIES RETRIEVAL WITH „BIG DATA“

Search for numerous patterns

ALLTHATSTATS Data Analysis supports your research in statistical databases by exploring millions of time series within the split of a second (annual series only). The best correlated ones (positive and negative) are presented in hit lists and can be visualised at the push of a button.

This tool makes ALLTHATSTATS an unique statistical time series application, e.g. to

- search for best series (for instance to identify the most up-to-date GDP series within various statistical sources)
- search for the most complete data histories
- check given time series for completeness and correctness
- search by data patterns to identify poorly documented or unknown time series
- explore and discover new exciting economic correlations


Each pattern can be shifted forward or backward in time manually, e.g. to check for delayed or precursory impacts. For advanced research works the top-negative correlated series can be calculated, too.

Automated pattern transfer

Each time series selected by your ALLTHATSTATS retrieval work can be analysed automatically for the „best“ correlations on the fly.

Generating patterns manually

Alternatively, you can define your own patterns, e.g. to retrieve additional information regarding not or poorly documented time series..



ALLTHATSTATS.COM

DATA PROCESSING

DATA

PRESENTATION

All time series selections are presented in charts and tables (not restricted by the number of series to be displayed simultaneously).

Charts

- line charts
- scatterplots
- area charts, also stacked
- bar charts, also stacked

ready to be downloaded immediately as:

- png image
- jpeg image
- pdf document
- svg vector image

Tables

To speed up data extraction, the latest numbers are presented first (lifo-rule). The table can be extended on demand by increasing the number of periods to be loaded. So, even big data tables are available within seconds.



ALLTHATSTATS.COM

DATA PROCESSING

DATA EXPORT/ SHARE

Time series selections can be exported/downloaded for further external usage whenever appropriate. Charts or tables can also be shared with colleagues or - when working on AllthatStatsNOW - communicated directly via Facebook, Twitter and WhatsApp.

ATS tables/charts

- csv
- Excel
- LaTeX
- can be shared by link *)


Watch list/reports (-> My Accounts)

- Excel, specially prepared for automated Excel applications or, when reloaded on ATS tables/charts level:
- csv
- LaTeX
- can be shared by link *)

AllThatStatsNOW

- Facebook
- Twitter
- WhatsApp
- svg
- Excel
- png

*) „Share“ generates a unique link ready to be passed on to colleagues or social networks, allowing direct access to the respective table or graph.



ALLTHATSTATS.COM


DATA PROCESSING

PUBLISHER

ALLTHATSTATS comes with „Publisher“ to generate graphics in high quality (up to 600 dpi) „camera-ready“ for easy implementation into presentations or publications.

Publisher provides charts for the selected data time series, which can be edited (e.g. headers, axes or legends) and downloaded in various formats:

- pdf
- png
- svg
- R-snippets incl. data file




ALLTHATSTATS.COM

DATA PROCESSING

AD-HOC ANALYSIS

ALLTHATSTATS' calculator provides a set of statistical tools ready to start individual ad-hoc time series analyses:

- Pre-defined functions
 - lag
 - moving average
 - interpolation of missing values
 - forecasts
 - difference calculation
 - rate of change calculation (compounded and continuously compounded)
 - interpolation of missing values
 - forecasts
- general statistical figures (min, max, mean, standard deviation, covariance)
- time series calculator



ALLTHATSTATS.COM

DATA PROCESSING

WATCH LIST


ALLTHATSTATS TIME SERIES SELECTIONS FOR REPEATED USAGE

Create personalised watch lists for storing your retrieval work (directly on the chart or table view level) in reports -> recallable whenever updates are available and prepared to be implemented into automated work flows (e.g. linking a report file to your Excel application to update your data sheets/presentations automatically upon start):

- save repetitive and time consuming retrieval work as a collection of reports in your personal watch list
- synchronise your work with AllThatStats' latest data automatically
- run up-to-date reports directly from your watch list
- connect your watch list to ALLTHATSTATSWATCHAPP (coming soon)

Example: Compose your personal database directly from the AllThatStats platform. Provide your data selections as reports in a common watch list (e.g. "your national accounts report", "your population statistics report", "your chemical market report"). Make your watch lists/reports available for your colleagues, students or personal use.

AllThatStats keeps your work updated




ALLTHATSTATS.COM

UPDATE NOTIFICATIONS

Subscribe for your personal update notification on database level:

- open "notify when updated" on database level
- key in your e-mail address
- AllThatStats automatically notifies you as soon as the corresponding database has been updated next time



ALLTHATSTATS.COM


SUPPORT

AllThatStats provides a broad range of customer support.

Each database has been supplemented - as far as provided by the source - by its classification plan, corresponding methodological notes and footnotes for each data point.

In addition ATS provides:

- manuals and online tutorials
- listings of often used abbreviations
- direct access to all relevant glossaries (e.g. OECD, Eurostat, European Central Bank, IMF, UN)
- more in-depth articles referring to often requested time series/themes



ALLTHATSTATS.COM

COMMUNICATING STATISTICS


COMMUNICATE FACTS

World's statistics on your mobile device

Participate in this sensational chart building 'machine'. It does even more than just help retrieve and visualise time series in seconds.

Edit/store the work in your personal account and share your final charts with friends and colleagues directly from the screen via Facebook, Twitter or WhatsApp.

- specially designed for your mobile devices
- immediate access to millions of official statistical time series
- supported by 'intelligent' retrieval algorithms
- create great charts on the fly
 - ready for publication and download in high resolution formats
 - easy to edit
 - direct access to Massive Data Analysis
 - directly shareable with social networks
 - storable at My Account's sheets for further usage and
- export ALLTHATSTATS data sheets or embed them directly into your work



ALLTHATSTATS.COM

MY ACCOUNT

Keep track of your works. Login at My Account.

All ALLTHATSTATS licencees can open an unlimited number of personal accounts at My Account to save their retrieval work for further usage.

My Account is your personal dashboard to control/access all your work in one place:

- to save your retrieval work at AllThatStats (watch list/reports)
- to save your graphic sheets at AllThatStatsNOW

You are requested to create your personal account once, when using one of the services for the first time (there is no need to act proactively).



ALLTHATSTATS.COM



World Population Statistics
(App Store Titel:
Global Population Statistics)

APPS




Intra- and Extra-EU Trade

at

- Google Play Store,
- App Store or
- Windows Store



National Accounts Statistics




ALLTHATSTATS.COM



Housing Market Statistics

APPS




INFLATION
(Consumer Price Indices)

at

- Google Play Store,
- App Store or
- Windows Store




World COMM Prices
(World Commodity Prices)



ALLTHATSTATS.COM

Coming soon.

AMAZON ALEXA



ALLTHATSTATS.COM


LICENCES

ALLTHATSTATS licences are individually adapted to their kind of usage (e.g. corporate, libraries, public institutions or the corresponding number of potential users).

Each standard licence (annual licence = 12 months from starting date) allows unlimited, IP-controlled access, optionally completed by individual user IDs/password access:

- ALLTHATSTATS
- THE CAMPUS SOLUTION (ALLTHATSTATS specially discounted offer for non-profit organisations, e.g. public libraries, universities and ministries)

For all licences DSI also offers special „standing order“ conditions.



ALLTHATSTATS.COM

CONTACT

DSI DATA SERVICE & INFORMATION GMBH

XANTENER STR. 51A

D-47495 RHEINBERG

Germany

dsi@dsidata.com

www.dsidata.com

www.AllThatStats.com

www.the-campus-solution.com

Phone: +49 2843 3220

Fax: +49 2843 3230