Analysis

“Country comparison” Germany vs. Euro area*)

*) incl. Germany

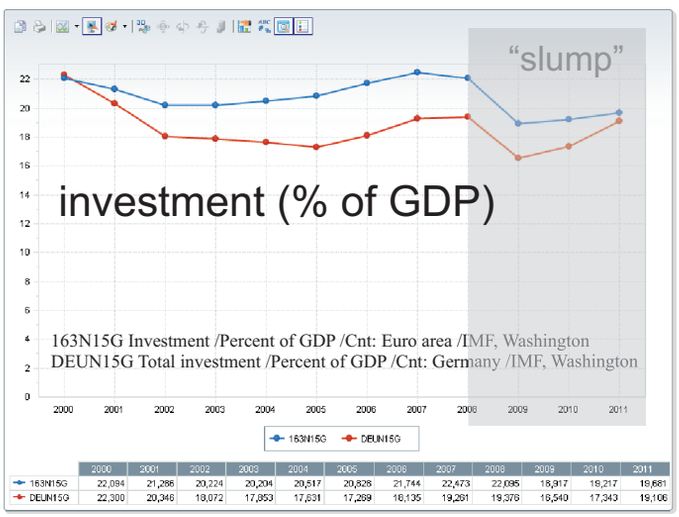

	2000	2001	2002	2003	2004	2005	2006	2007	2008	2009	2010	2011
163N15G	22,094	21,266	20,224	20,204	20,517	20,828	21,744	22,473	22,095	18,917	19,217	19,681
DEUN15G	22,300	20,346	19,072	17,853	17,631	17,269	18,135	19,291	19,376	16,540	17,343	19,106

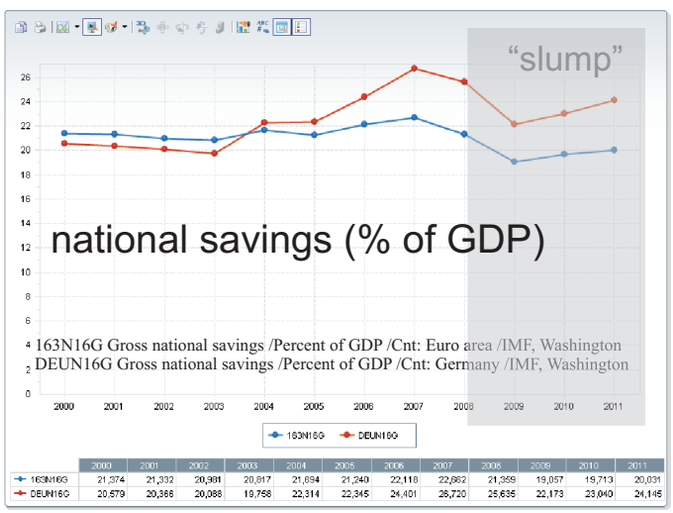

	2000	2001	2002	2003	2004	2005	2006	2007	2008	2009	2010	2011
163N16G	21,374	21,332	20,901	20,817	21,694	21,240	22,118	22,862	21,359	18,057	19,713	20,031
DEUN16G	20,579	20,366	20,088	19,758	22,314	22,345	24,401	26,720	25,635	22,173	23,040	24,145

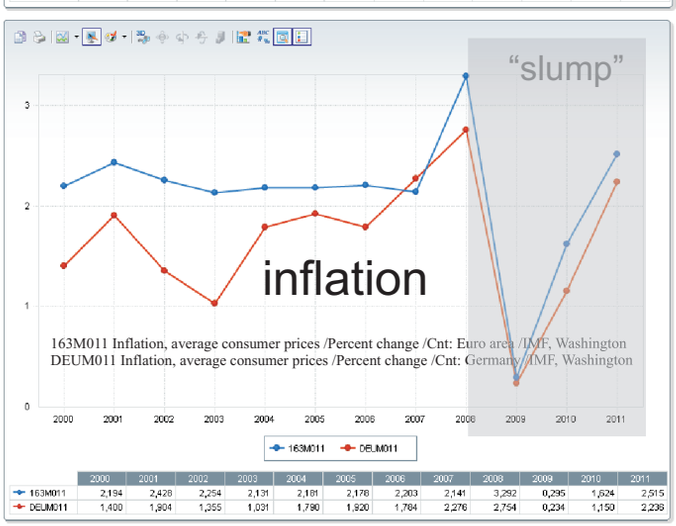

	2000	2001	2002	2003	2004	2005	2006	2007	2008	2009	2010	2011
163M011	2,194	2,428	2,254	2,131	2,181	2,178	2,203	2,141	3,292	0,295	1,624	2,515
DEUM011	1,400	1,904	1,355	1,031	1,790	1,920	1,764	2,276	2,754	0,234	1,150	2,238

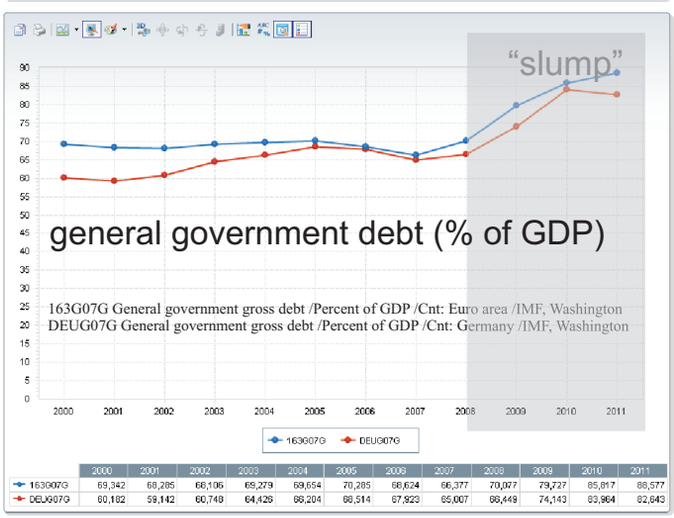

	2000	2001	2002	2003	2004	2005	2006	2007	2008	2009	2010	2011
163G07G	69,342	68,285	68,106	69,279	69,654	70,285	68,624	66,377	70,077	79,727	85,817	88,577
DEUG07G	60,182	59,142	60,749	64,426	66,204	68,514	67,923	65,007	66,449	74,143	83,964	82,843

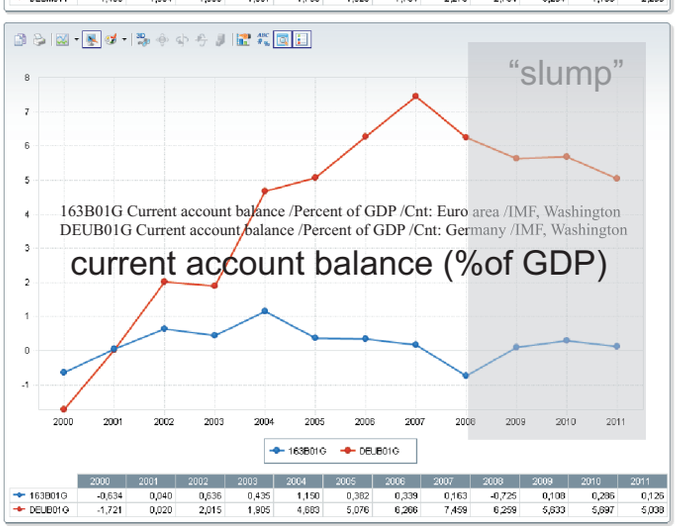

	2000	2001	2002	2003	2004	2005	2006	2007	2008	2009	2010	2011
163B01G	-0,634	0,040	0,636	0,435	1,150	0,382	0,339	0,163	-0,725	0,108	0,286	0,126
DEUB01G	-1,721	0,020	2,015	1,905	4,683	5,076	6,266	7,459	6,259	5,833	5,897	5,038

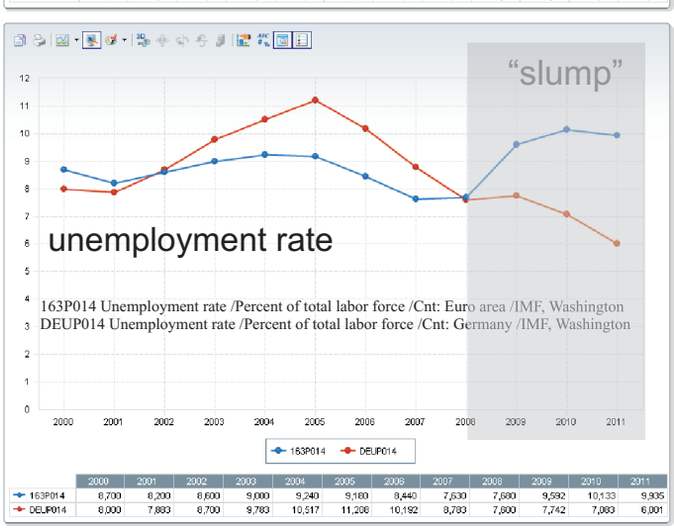

	2000	2001	2002	2003	2004	2005	2006	2007	2008	2009	2010	2011
163P014	8,700	8,200	8,600	9,000	9,240	9,160	8,440	7,530	7,680	9,592	10,133	9,905
DEUP014	8,000	7,883	8,700	9,783	10,517	11,208	10,192	8,783	7,800	7,742	7,083	6,001

Data Bank: Economic Facts & Forecasts, StatistikNetz.DE, DSI Campus Solution
Source: IMF Washington, DSI Rheinberg

© DSI Data Service & Information